

ULTRA LOW CAPACITANCE TVS ARRAY



DESCRIPTION

The PLRxx12 are ultra low capacitance TVS arrays designed to protect high speed applications such as Gigabit Ethernet and other computer interfaces. This series is available in the space-saving DFN-8 package configuration, which minimizes lead inductance to prevent overshoot voltages during high ESD current events. The PLRxx12 meets the IEC 61000-4-2 and 61000-4-4 requirements.

FEATURES

- Compatible with IEC 61000-4-2 (ESD): Air 15kV, Contact 8kV
- Compatible with IEC 61000-4-4 (EFT): 40A, 5/50ns
- 100 Watts Peak Pulse Power per Line (tp = 8/20μs)
- ESD Protection > 25 kilovolts
- Protects Two Line Pairs
- Low Leakage Current: 10nA
- Ultra Low Capacitance: 3pF Typical
- Low Stand-Off Voltage: 2.5V & 3.3V
- RoHS Compliant
- REACH Compliant

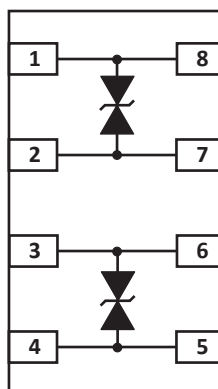
APPLICATIONS

- Gigabit Ethernet
- Integrated Magnetics/RJ-45 Connectors
- LAN/WAN Equipment
- Security Cameras
- Industrial Controls
- Notebooks and Desktop Computers

MECHANICAL CHARACTERISTICS

- Molded DFN-8 Package
- Approximate Weight: 7 milligrams
- Lead-Free Nickel Paladium Gold Plating
- Solder Reflow Temperature - 260-270°C
- Flammability Rating UL 94V-0
- 8mm Tape and Reel per EIA Standard 481

PIN CONFIGURATION



TYPICAL DEVICE CHARACTERISTICS
MAXIMUM RATINGS @ 25°C Unless Otherwise Specified

PARAMETER	SYMBOL	VALUE	UNITS
Peak Pulse Power (tp = 8/20μs) - See Figure 1	P _{PP}	100	Watts
Peak Pulse Current (tp = 8/20μs)	I _{PP}	10	Amps
Operating Temperature	T _L	-55 to 150	°C
Storage Temperature	T _{STG}	-55 to 150	°C

ELECTRICAL CHARACTERISTICS PER LINE @ 25°C Unless Otherwise Specified

PART NUMBER	DEVICE MARKING	RATED STAND-OFF VOLTAGE V _{WM} VOLTS	MINIMUM BREAKDOWN VOLTAGE @ 2μA V _(BR) VOLTS	MAXIMUM BREAKDOWN VOLTAGE @ 2μA V _(BR) VOLTS	MINIMUM SNAPBACK VOLTAGE I _{SB} @ 50mA V _{SB} VOLTS	MAXIMUM CLAMPING VOLTAGE @ I _P = 10A V _C VOLTS	MAXIMUM CLAMPING VOLTAGE @ I _P = 1A V _C VOLTS	MAXIMUM LEAKAGE CURRENT @ V _{WM} I _D μA	TYPICAL CAPACITANCE @ 2.5V, 1MHz C pF
PLR2512	2512	2.5	2.7	4.6	2.8	10.2	4.8	0.05	3.0
PLR3312	3312	3.3	3.5	5.5	3.6	11.0	5.6	0.05	3.0

TYPICAL DEVICE CHARACTERISTICS

FIGURE 1
PEAK PULSE POWER VS PULSE TIME

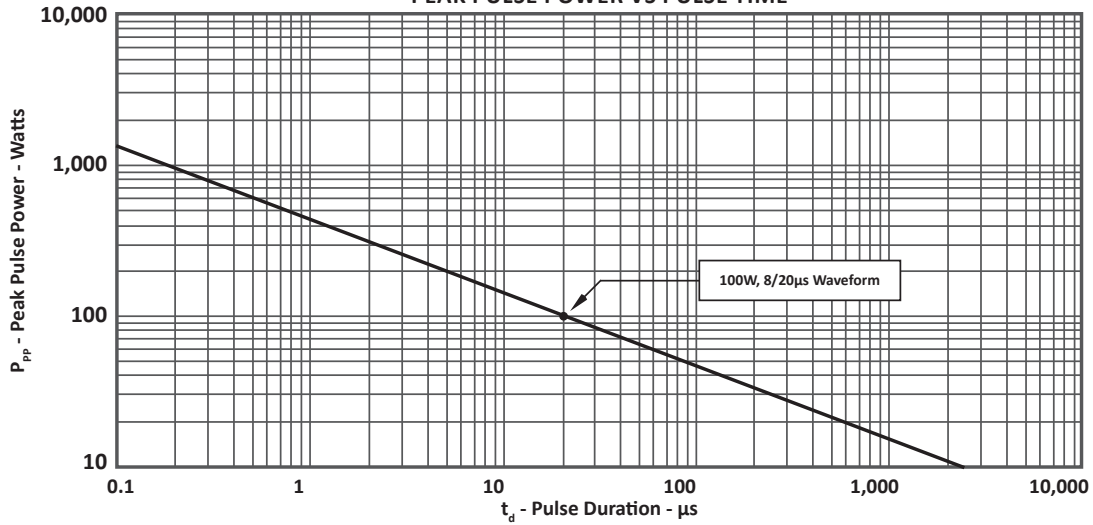


FIGURE 2
PULSE WAVE FORM

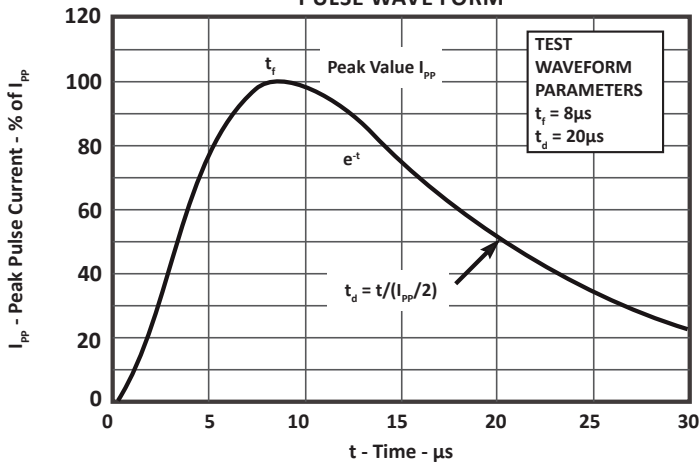
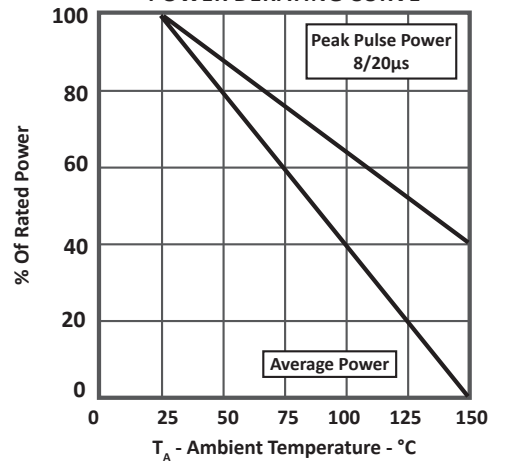


FIGURE 3
POWER DERATING CURVE



SPICE MODEL

FIGURE 1
SPICE MODEL



TABLE 1 - SPICE PARAMETERS

PARAMETER	UNIT	D1(TVS)	D2(TVS)
BV	V	2.2	2.2
IBV	A	1E-3	1E-3
C _{jo}	F	12E-13	12E-13
I _s	A	1E-20	1E-20
V _j	V	0.7	0.7
M	-	0.05	0.05
N	-	1.1	1.1
R _s	Ohms	0.3	0.3
TT	s	2.541E-9	2.541E-9
EG	eV	1.11	1.11

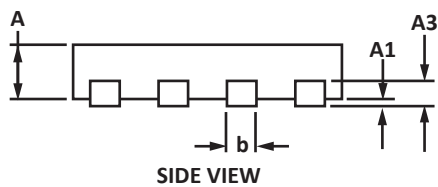
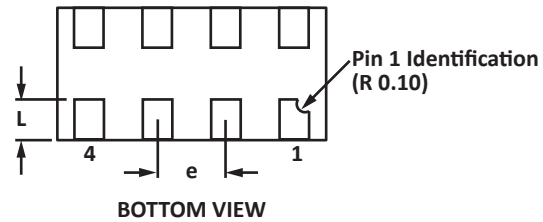
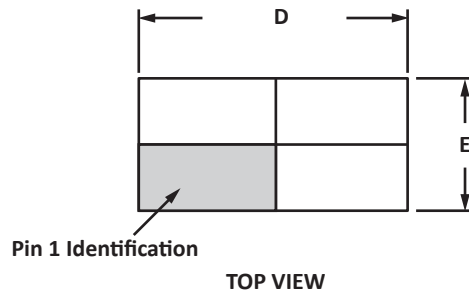
DFN-8 PACKAGE INFORMATION

OUTLINE DIMENSIONS

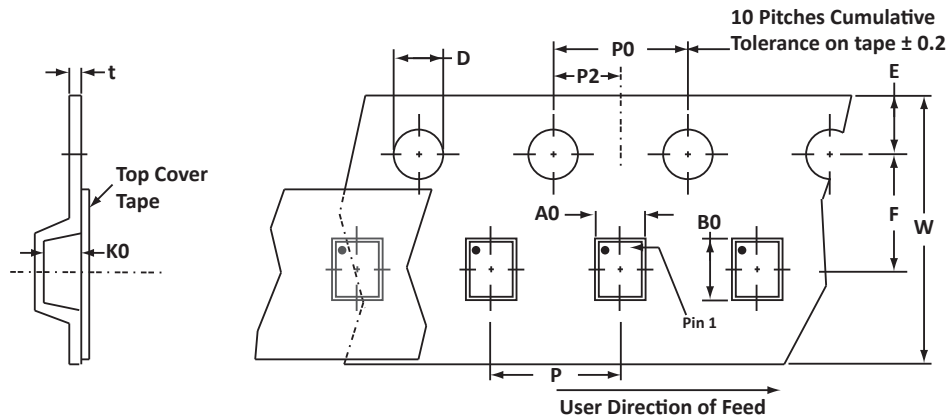
DIM	MILLIMETERS		INCHES	
	MIN	MAX	MIN	MAX
A	0.36	0.42	0.014	0.017
A1	0.00	0.05	0.00	0.002
A3	0.127 REF		0.005 REF	
b	0.20	0.30	0.008	0.012
D	1.90	2.10	0.074	0.082
E	0.90	1.10	0.035	0.043
R	0.05	0.015	0.002	0.006
e	0.50 BSC		0.020 BSC	
L	0.30	0.40	0.012	0.016

NOTES

- Controlling dimension: millimeters.
- Dimensioning and tolerances per ANSI Y14.M, 1985.



TAPE AND REEL



SPECIFICATIONS

REEL DIA.	TAPE WIDTH	A0	B0	K0	D	E	F	W	P0	P2	P	tmax
178mm (7")	8mm	1.24 ± 0.01	2.28 ± 0.01	0.65 ± 0.01	1.55 ± 0.01	1.75 ± 0.01	3.50 ± 0.01	8.00 ± 0.01	4.00 ± 0.01	2.00 ± 0.01	4.00 ± 0.01	0.25

NOTES

1. Dimensions are in millimeters.
2. Surface mount product is taped and reeled in accordance with EIA-481.
3. Suffix - T7 = 7" Reel - 5,000 pieces per 8mm tape.
4. Marking on Part - marking code (see page 2).

ORDERING INFORMATION

BASE PART NUMBER (xx=Voltage)	LEADFREE SUFFIX	TAPE SUFFIX	QTY/REEL	REEL SIZE	TUBE QTY
PLRxx12	N/A	-T7	5,000	7"	n/a

This device is only available in a Lead-Free configuration.

COMPANY INFORMATION

COMPANY PROFILE

In business more than 20 years, ProTek Devices™ is a privately held semiconductor company. The company offers a product line of overvoltage protection and overcurrent protection components. These include transient voltage suppressor array (TVS arrays) avalanche breakdown diode, steering diode TVS array and electronics SMD chip fuses. These components deliver circuit protection in electronic systems from numerous overvoltage and overcurrent events. They include lightning; electrostatic discharge (ESD); nuclear electromagnetic pulses (NEMP); inductive switching; and electromagnetic interference (EMI) / radio frequency interference (RFI). ProTek Devices also offers LED wafer die for ESD protection and related high frequency products.

CONTACT US

Corporate Headquarters

2929 South Fair Lane
Tempe, Arizona 85282
USA

By Telephone

General: 602-431-8101
Sales: & Marketing: 602-414-5109
Customer Service: 602-414-5114
Product Technical Support: 602-414-5107

By Fax

General: 602-431-2288

By E-mail:

Asia Sales: asiasales@protekdevices.com
Europe Sales: europesales@protekdevices.com
U.S. Sales: ussales@protekdevices.com
Distributor Sales: distysales@protekdevices.com
Customer Service: service@protekdevices.com
Technical Support: support@protekdevices.com

ProTek Devices (Asia Pacific) Pte. Ltd.

8 Ubi Road 2, #06-19
Zervex
Singapore - 408538
Tel: +65-67488312
Fax: +65-67488313

Web

www.protekdevices.com

COPYRIGHT © ProTek Devices 2014 - This literature is subject to all applicable copyright laws and is not for resale in any manner.

SPECIFICATIONS: ProTek reserves the right to change the electrical and or mechanical characteristics described herein without notice.

DESIGN CHANGES: ProTek reserves the right to discontinue product lines without notice and that the final judgement concerning selection and specifications is the buyer's and that in furnishing engineering and technical assistance. ProTek assumes no responsibility with respect to the selection or specifications of such products. ProTek makes no warranty, representation or guarantee regarding the suitability of its products for any particular purpose, nor does ProTek assume any liability arising out of the application or use of any product or circuit and specifically disclaims any and all liability without limitation special, consequential or incidental damages.

LIFE SUPPORT POLICY: ProTek Devices products are not authorized for use in life support systems without written consent from the factory.