

200 WATT TVS COMPONENT



SC-79 PACKAGE

DESCRIPTION

The PLW1201H is a transient voltage suppressor array designed to protect applications such as wireless telecommunication devices, PCMCIA cards and portable electronics. This device is available in a unidirectional configuration with a working voltage of 12.0V and a minimum breakdown voltage of 13.3V. The PLW1201H is rated at 200W peak pulse power (8/20 μ s), which is sufficient protection for tertiary type lightning threats at key interface locations.

The PLW1201H is ideally suited to protect data I/O ports against ESD and EFT. This device meets the requirements of IEC 61000-2 and IEC 61000-4-4. Packaged in a SC-79 configuration, this device can be substituted for similar 0803 outlines.

FEATURES

- Compatible with IEC 61000-4-2 (ESD): Air - 15kV, Contact - 8kV
- Compatible with IEC 61000-4-4 (EFT): 40A, 5/50ns
- 200 Watts Peak Pulse Power per Line (tp = 8/20 μ s)
- Cable Discharge Event (CDE) Protection
- Replacement for MLV (0803)
- One Unidirectional Line of Protection
- Unidirectional Configuration
- RoHS Compliant
- REACH Compliant

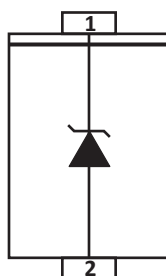
APPLICATIONS

- Ethernet - 10/100/1000 Base T
- SMART Phones
- Portable Electronics

MECHANICAL CHARACTERISTICS

- Molded JEDEC SC-79 Package
- Approximate Weight: 2 milligrams
- Lead-Free Pure-Tin Plating (Annealed)
- Solder Reflow Temperature:
Pure-Tin - Sn, 100: 260-270°C
- 8mm Tape and Reel Per EIA Standard 481
- Flammability Rating UL 94V-0

PIN CONFIGURATION



TYPICAL DEVICE CHARACTERISTICS
MAXIMUM RATINGS @ 25°C Unless Otherwise Specified

PARAMETER	SYMBOL	VALUE	UNITS
Peak Pulse Power (tp = 8/20μs) - See Figure 1	P_{PP}	200	Watts
Peak Pulse Current (tp = 8/20μs)	I_{PP}	10	Amps
Operating Temperature	T_A	-55 to 150	°C
Storage Temperature	T_{STG}	-55 to 150	°C
Soldering Temperature for 10 seconds	T_L	265	°C

ELECTRICAL CHARACTERISTICS PER LINE @ 25°C Unless Otherwise Specified

PART NUMBER	DEVICE MARKING	RATED STAND-OFF VOLTAGE V_{WM} VOLTS	MINIMUM BREAKDOWN VOLTAGE @ 1mA $V_{(BR)}$ VOLTS	TYPICAL FORWARD VOLTAGE @ 10mA V_F VOLTS	MAXIMUM CLAMPING VOLTAGE (Fig. 2) @ $I_P = 1A$ V_C VOLTS	MAXIMUM CLAMPING VOLTAGE (Fig. 2) @ $I_P = 5A$ V_C VOLTS	MAXIMUM LEAKAGE CURRENT @ V_{WM} I_D μA	TYPICAL CAPACITANCE @ 0V, 1MHz C pF
PLW1201H	12	12.0	13.3	0.8	19.0	24.0	1	50

TYPICAL DEVICE CHARACTERISTICS

FIGURE 1
PEAK PULSE POWER VS PULSE TIME

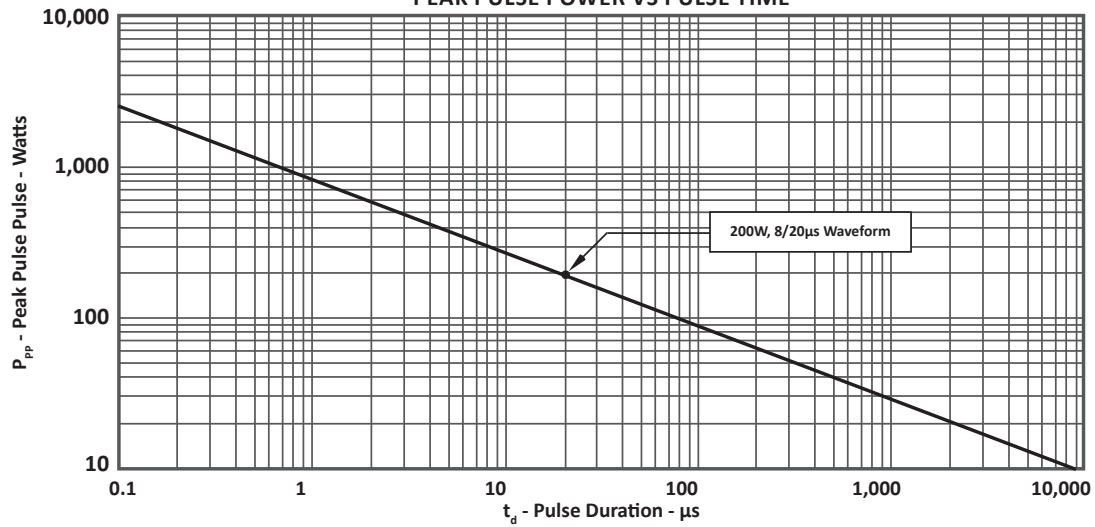
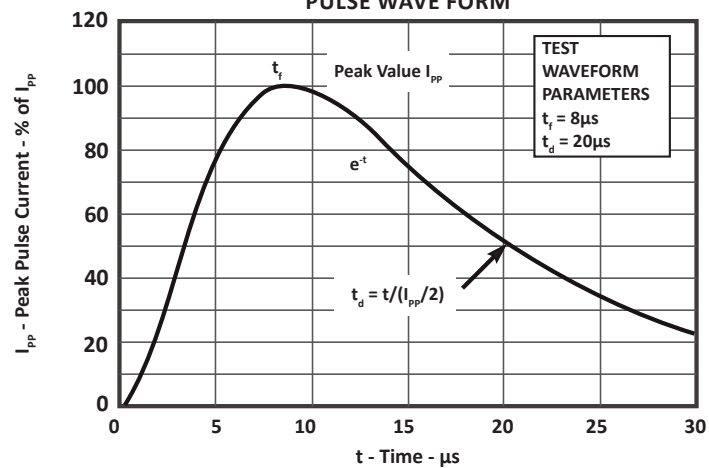


FIGURE 2
PULSE WAVE FORM



SC-79 PACKAGE INFORMATION

OUTLINE DIMENSIONS

DIM	MILLIMETERS		INCHES	
	MIN	MAX	MIN	MAX
A	1.10	1.30	0.043	0.049
B	0.70	0.90	0.028	0.035
C	1.50	1.70	0.059	0.066
D	0.50	0.70	0.020	0.028
E	0.08	0.20	0.003	0.008
F	0.30 BSE		0.012 BSE	

NOTES

1. Dimensioning and tolerances per ANSI Y14.M, 1985.
2. Controlling dimension: millimeters.
3. Dimensions are exclusive of mold flash and metal burrs.

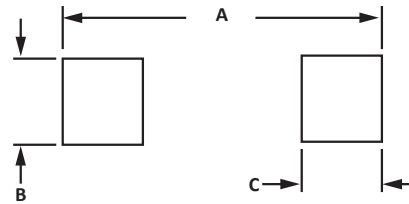


PAD LAYOUT DIMENSIONS

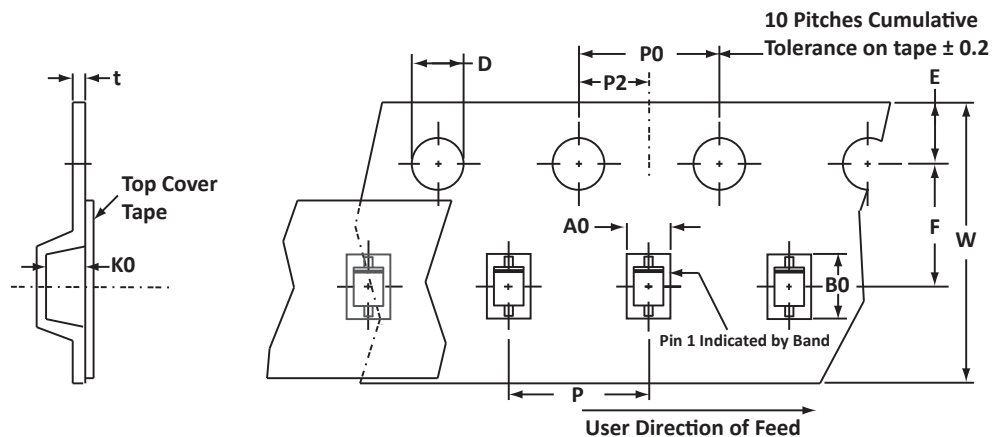
DIM	MILLIMETERS		INCHES	
	MIN	MAX	MIN	MAX
A	1.85	2.03	0.070	0.080
B	0.38	0.64	0.015	0.025
C	0.25	0.51	0.010	0.020

NOTES

1. Controlling dimension: millimeters



TAPE AND REEL



SPECIFICATIONS

REEL DIA.	TAPE WIDTH	A0	B0	K0	D	E	F	W	P0	P2	P	tmax
178mm (7")	8mm	1.00 ± 0.10	1.95 ± 0.05	0.075 ± 0.05	1.50 ± 0.10	1.75 ± 0.10	3.50 ± 0.05	8.00 ± 0.30	4.00 ± 0.10	2.00 ± 0.05	4.00 ± 0.10	0.25

NOTES

- Dimensions are in millimeters.
- Surface mount product is taped and reeled in accordance with EIA-481.
- Empty pocket between sprocket holes.
- Suffix - T73 = 7" Reel - 3,000 pieces per 8mm tape.
- Marking on Part - marking code (see page 2), polarity band and date code.

ORDERING INFORMATION

BASE PART NUMBER	LEADFREE SUFFIX	TAPE SUFFIX	QTY/REEL	REEL SIZE	TUBE QTY
PLW1201H	-n/a	-T73	3,000	7"	n/a

This device is only available in a Lead-Free configuration.

COMPANY INFORMATION

COMPANY PROFILE

In business more than 25 years, ProTek Devices™ is a privately held semiconductor company. The company offers a product line of overvoltage protection and overcurrent protection components. These include transient voltage suppressor array (TVS arrays) avalanche breakdown diode, steering diode TVS array and electronics SMD chip fuses. These components deliver circuit protection in electronic systems from numerous overvoltage and overcurrent events. They include lightning; electrostatic discharge (ESD); nuclear electromagnetic pulses (NEMP); inductive switching; and electromagnetic interference (EMI) / radio frequency interference (RFI). ProTek Devices also offers LED wafer die for ESD protection and related high frequency products. ProTek Devices is ISO 9001:2015 certified.

CONTACT US

Corporate Headquarters

2929 South Fair Lane
Tempe, Arizona 85282
USA

By Telephone

General: 602-431-8101
Sales: & Marketing: 602-414-5109
Customer Service: 602-414-5114
Product Technical Support: 602-414-5107

By Fax

General: 602-431-2288

By E-mail:

Asia Sales: asiasales@protekdevices.com
Europe Sales: europesales@protekdevices.com
U.S. Sales: ussales@protekdevices.com
Distributor Sales: distysales@protekdevices.com
Customer Service: service@protekdevices.com
Technical Support: support@protekdevices.com

ProTek Devices (Asia Pacific) Pte. Ltd.

8 Ubi Road 2, #06-19
Zervex
Singapore - 408538
Tel: +65-67488312
Fax: +65-67488313

Web

www.protekdevices.com

COPYRIGHT © ProTek Devices 2008 - This literature is subject to all applicable copyright laws and is not for resale in any manner.

SPECIFICATIONS: ProTek reserves the right to change the electrical and or mechanical characteristics described herein without notice.

DESIGN CHANGES: ProTek reserves the right to discontinue product lines without notice and that the final judgement concerning selection and specifications is the buyer's and that in furnishing engineering and technical assistance. ProTek assumes no responsibility with respect to the selection or specifications of such products. ProTek makes no warranty, representation or guarantee regarding the suitability of its products for any particular purpose, nor does ProTek assume any liability arising out of the application or use of any product or circuit and specifically disclaims any and all liability without limitation special, consequential or incidental damages.

LIFE SUPPORT POLICY: ProTek Devices products are not authorized for use in life support systems without written consent from the factory.