

LOW CAPACITANCE MINIATURE TVS ARRAY



DESCRIPTION

The PRSB6.8CT is a transient voltage suppressor array (TVS) designed to protect applications such as wireless telecommunication devices, SMART phones and portable electronics. The PRSB6.8CT is available in a bidirectional configuration with a working voltage of 4.7V and a minimum breakdown voltage of 5.7V. This device is rated for 10 Watt peak pulse power using the 10/1000 μ s waveform, which is sufficient protection for tertiary type lightning threats at key interface locations.

The PRSB6.8CT is also suited to protect data lines against ESD and EFT. This device meets the IEC 61000-4-2 and IEC 61000-4 requirements. At higher operating frequencies or faster edge rates, insertion loss and signal integrity are a major concern. This device in conjunction with passive components integrated into a TVS/filter network can be used for EMI/RFI protection.

FEATURES

- Compatible with IEC 61000-4-2 (ESD)
- Compatible with IEC 61000-4-4 (EFT)
- 10 Watts Peak Pulse Power per Line ($t_p = 10/1000\mu s$)
- Bidirectional Configuration
- Protects 1 Data Line
- Low Clamping Voltage
- Easy Placement for Manufacturing
- Low Capacitance
- RoHS Compliant
- REACH Compliant

APPLICATIONS

- Noise Suppression for Data Lines
- SMART Phones
- Portable Electronics

MECHANICAL CHARACTERISTICS

- Molded JEDEC DFN-2-0402 Package
- Approximate Weight: 0.8 milligrams
- Lead-Free Pure-Tin Plating (Annealed)
- Solder Reflow Temperature:
Pure-Tin - Sn, 100: 260-270°C
- 8mm Tape and Reel Per EIA Standard 481
- Flammability Rating UL 94V-0

PIN CONFIGURATION



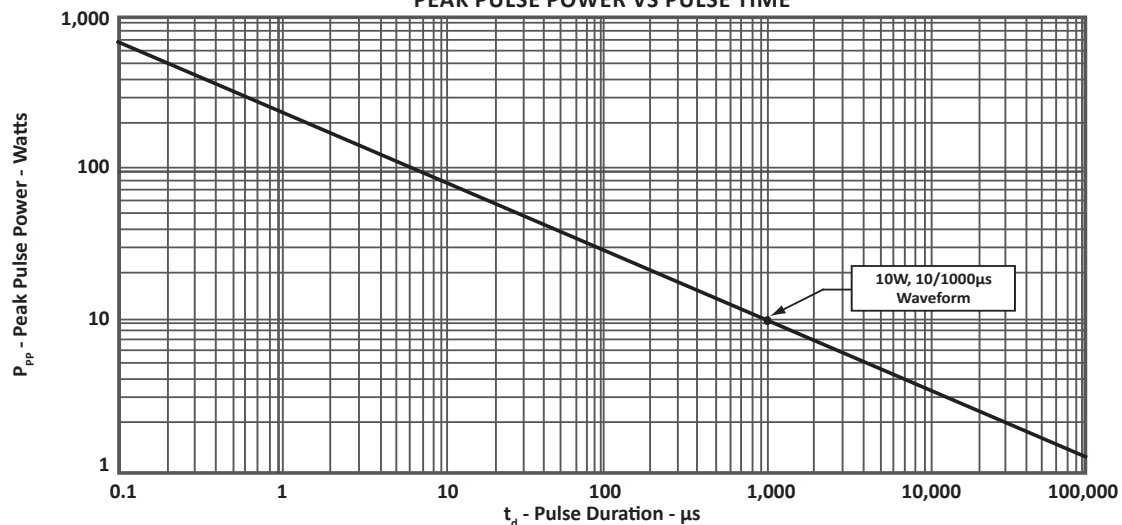
TYPICAL DEVICE CHARACTERISTICS
MAXIMUM RATINGS @ 25°C Unless Otherwise Specified

PARAMETER	SYMBOL	VALUE	UNITS
Operating Temperature	T_{OPR}	-55 to 150	°C
Storage Temperature	T_{STG}	-55 to 150	°C
Junction Temperature	T_A	150	°C
Peak Pulse Power ($t_p = 10/1000\mu s$) - See Figure 1	P_{PP}	10	Watts
Power Dissipation	P	150	mW

ELECTRICAL CHARACTERISTICS PER LINE @ 25°C Unless Otherwise Specified

PART NUMBER	DEVICE MARKING	RATED STAND-OFF VOLTAGE	MINIMUM BREAKDOWN VOLTAGE	MAXIMUM LEAKAGE CURRENT	TYPICAL CAPACITANCE
		V_{WM} VOLTS	@ 1mA $V_{(BR)}$ VOLTS	@ 3.5V I_D μA	@ 0V, 1MHz C pF
PRSB6.8CT	H	4.7	5.7	1.0	15

FIGURE 1
PEAK PULSE POWER VS PULSE TIME



TYPICAL DEVICE CHARACTERISTICS

FIGURE 2
PULSE WAVEFORM

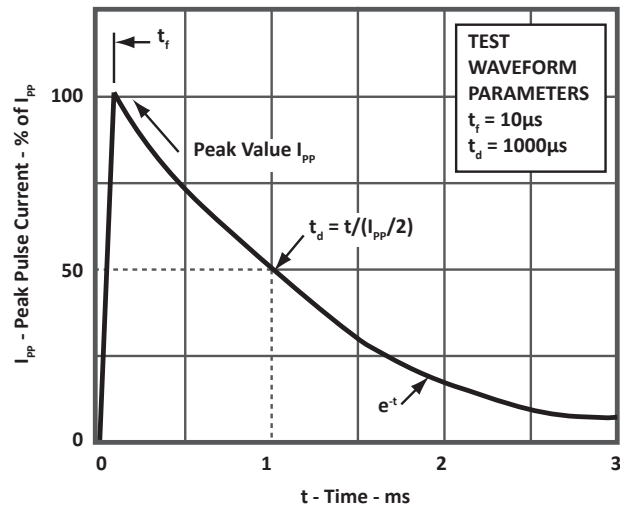
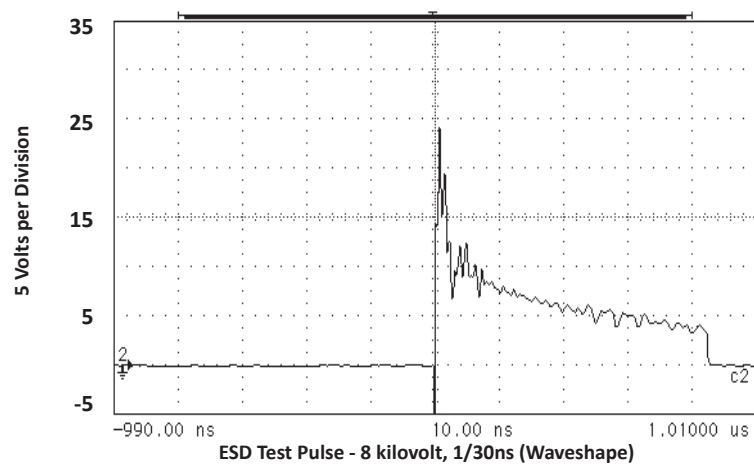


FIGURE 3
OVERSHOOT & CLAMPING VOLTAGE



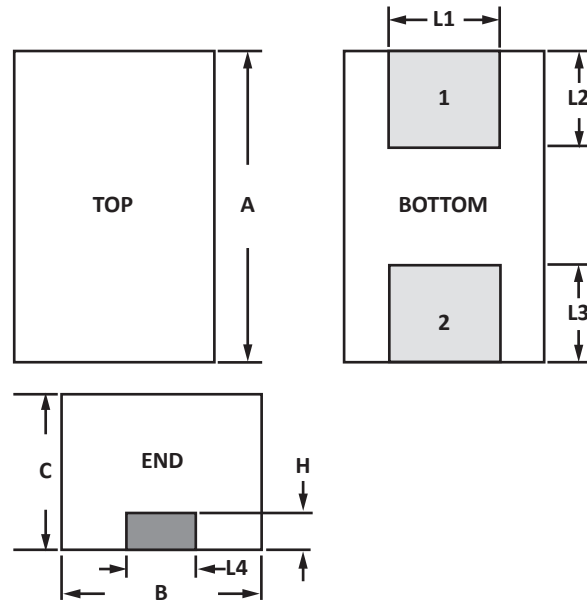
DFN-2-0402 PACKAGE INFORMATION

OUTLINE DIMENSIONS

DIM	MILLIMETERS		INCHES	
	MIN	MAX	MIN	MAX
A	0.99	1.04	0.039	0.041
B	0.58	0.64	0.023	0.025
C	0.33	0.45	0.013	0.018
H	0.13	0.18	0.005	0.007
L1	0.28	0.33	0.011	0.013
L2	0.23	0.28	0.009	0.011
L3	0.23	0.28	0.009	0.011
L4	0.18	0.23	0.007	0.009

NOTES

1. Dimensioning and tolerances per ANSI Y14.M, 1985.
2. Controlling dimension: inches.

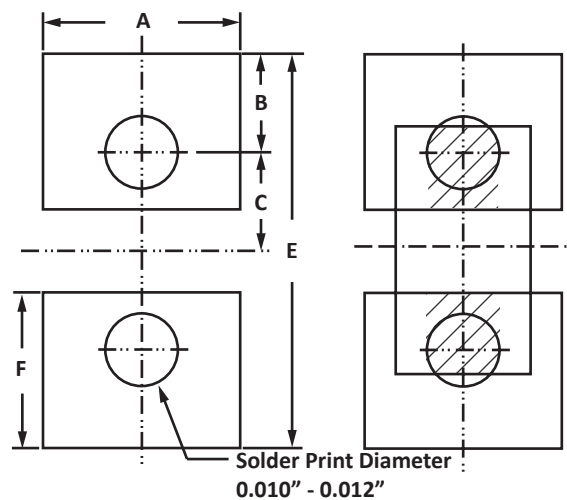


PAD LAYOUT DIMENSIONS

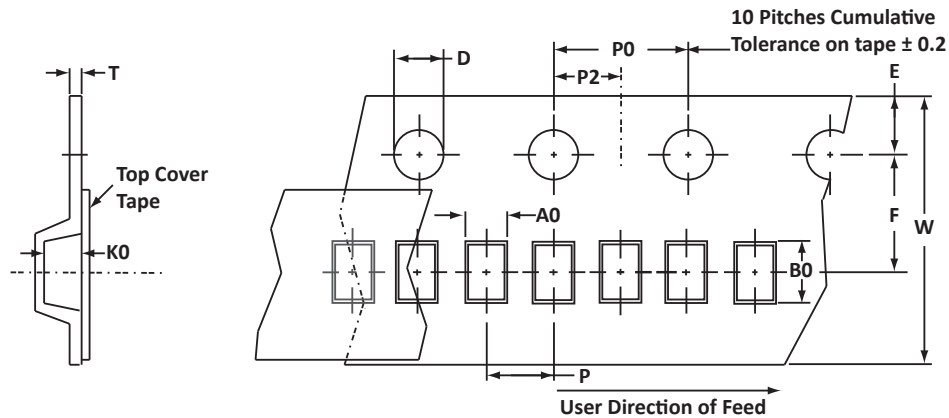
DIM	MILLIMETERS		INCHES	
	MIN	MAX	MIN	MAX
A	0.737	0.787	0.029	0.031
B	0.331	0.381	0.013	0.015
C	0.356	0.406	0.014	0.016
E	1.423	1.523	0.056	0.060
F	0.534	0.584	0.021	0.023

NOTES

1. Controlling dimension: inches.
2. Decimal tolerances for mounting pad: $\pm 0.003''$ (± 0.08 mm).



TAPE AND REEL



SPECIFICATIONS

REEL DIA.	TAPE WIDTH	A0	B0	K0	D	E	F	W	P0	P2	P	tmax
178mm (7")	8mm	0.80 ± 0.10	1.20 ± 0.10	0.60 ± 0.10	1.55 ± 0.10	1.75 ± 0.10	3.50 ± 0.05	8.00 ± 0.30	4.00 ± 0.10	2.00 ± 0.05	2.00 ± 0.05	0.25

NOTES

1. Dimensions are in millimeters.
2. Surface mount product is taped and reeled in accordance with EIA-481.
3. Empty pocket underneath sprocket holes.
4. Suffix - T75 = 7" Reel - 5,000 pieces per 8mm tape (sprocket hole skipped).
5. Marking on Part - marking code (see page 2).

Package outline, pad layout and tape specifications per document number 06094.R1 3/11 - Option 3.

ORDERING INFORMATION

BASE PART NUMBER	LEADFREE SUFFIX	TAPE SUFFIX	QTY/REEL	REEL SIZE	TUBE QTY
PRSB6.8CT	n/a	-T75	5,000	7"	n/a

This device is only available in a Lead-Free configuration.

COMPANY INFORMATION

COMPANY PROFILE

In business more than 25 years, ProTek Devices™ is a privately held semiconductor company. The company offers a product line of overvoltage protection and overcurrent protection components. These include transient voltage suppressor array (TVS arrays) avalanche breakdown diode, steering diode TVS array and electronics SMD chip fuses. These components deliver circuit protection in electronic systems from numerous overvoltage and overcurrent events. They include lightning; electrostatic discharge (ESD); nuclear electromagnetic pulses (NEMP); inductive switching; and electromagnetic interference (EMI) / radio frequency interference (RFI). ProTek Devices also offers LED wafer die for ESD protection and related high frequency products. ProTek Devices is ISO 9001:2015 certified.

CONTACT US

Corporate Headquarters

2929 South Fair Lane
Tempe, Arizona 85282
USA

By Telephone

General: 602-431-8101
Sales: & Marketing: 602-414-5109
Customer Service: 602-414-5114
Product Technical Support: 602-414-5107

By Fax

General: 602-431-2288

By E-mail:

Asia Sales: asiasales@protekdevices.com
Europe Sales: europesales@protekdevices.com
U.S. Sales: ussales@protekdevices.com
Distributor Sales: distysales@protekdevices.com
Customer Service: service@protekdevices.com
Technical Support: support@protekdevices.com

ProTek Devices (Asia Pacific) Pte. Ltd.

8 Ubi Road 2, #06-19
Zervex
Singapore - 408538
Tel: +65-67488312
Fax: +65-67488313

Web

www.protekdevices.com

COPYRIGHT © ProTek Devices 2009 - This literature is subject to all applicable copyright laws and is not for resale in any manner.

SPECIFICATIONS: ProTek reserves the right to change the electrical and or mechanical characteristics described herein without notice.

DESIGN CHANGES: ProTek reserves the right to discontinue product lines without notice and that the final judgement concerning selection and specifications is the buyer's and that in furnishing engineering and technical assistance. ProTek assumes no responsibility with respect to the selection or specifications of such products. ProTek makes no warranty, representation or guarantee regarding the suitability of its products for any particular purpose, nor does ProTek assume any liability arising out of the application or use of any product or circuit and specifically disclaims any and all liability without limitation special, consequential or incidental damages.

LIFE SUPPORT POLICY: ProTek Devices products are not authorized for use in life support systems without written consent from the factory.