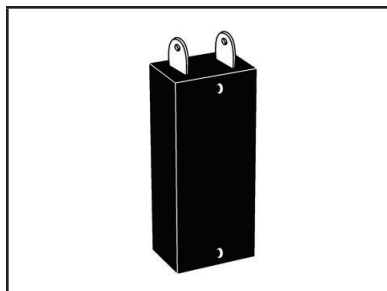
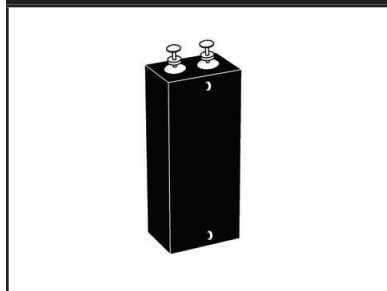


HIGH POWER AIRCRAFT/ VEHICLE DC BUS VOLTAGE SUPPRESSOR
RTCA DO-160G COMPLIANT PRODUCT

704 PACKAGE

704T PACKAGE
DESCRIPTION

The PAL704-P15K36 and PAL704-P15K36T 15 kilowatt silicon transient voltage suppressors (TVS) designed for use primarily in 28 Volt aircraft applications in accordance with MIL-STD-704 and MIL-STD-19500. These assemblies typically operate with a minimum source impedance of 0.25 Ohms.

These devices have a peak pulse power rating of 15,000 Watts for a 1 ms waveshape and therefore can be used in applications where induced lightning on rural or remote transmission lines present a hazard to electronic circuitry. The PAL704-P15K36 is designed for high current short peak pulse transient applications, where as the PAL704-P15K36T is designed for extended peak pulse transients greater than 1 millisecond.

FEATURES

- RTCA DO-160G COMPLIANT PRODUCT
- Meets MIL-STD-704
- 15 kilowatts Peak Pulse Power per Line ($t_p = 10/1000\mu s$)
- Each Device 100% Tested
- 28 Volt Power Supply Protection

MECHANICAL CHARACTERISTICS

- Molded Plastic Case
- PAL704-P15K36 Approximate Weight: 30 grams
- PAL704-P15K36T Approximate Weight: 48 grams
- Flammability Rating UL 94V-0

APPLICATIONS

- DC Power Supply Protection
- MIL-STD-704 Power Bus Protection

TYPICAL DEVICE CHARACTERISTICS

RTCA DO-160G COMPLIANT PRODUCT

MAXIMUM RATINGS @ 25°C Unless Otherwise Specified

PARAMETER	SYMBOL	VALUE	UNITS
Peak Pulse Power (tp = 10/1000) - See Figure 1	P_{PP}	15	kilowatts
Operating Temperature	T_L	-55 to 150	°C
Storage Temperature	T_{STG}	-55 to 150	°C
Steady State Power Dissipation @ 50°C	T_A	10.0	Watts
Forward Surge Rating @ 25°C 1/120 seconds	FI	300	Amps

ELECTRICAL CHARACTERISTICS PER LINE @ 25°C Unless Otherwise Specified

PART NUMBER	RATED STAND-OFF VOLTAGE V_{WM} VOLTS	MINIMUM BREAKDOWN VOLTAGE @10mA $V_{(BR)}$ VOLTS	MAXIMUM CLAMPING VOLTAGE (Fig. 2) @ I_{PPM} V_C VOLTS	MAXIMUM LEAKAGE CURRENT @ V_{WM} I_D μA	MAXIMUM PEAK PULSE CURRENT (Fig. 2) I_{PPM} AMPS	MAXIMUM FORWARD VOLTAGE @100A, 8.3ms V_F VOLTS DC
PAL704-P15K36	31.5	36	53	10	300	3.0
PAL704-P15K36T	31.5	36	53	10	300	3.0

FIGURE 1
PEAK PULSE POWER VS PULSE TIME

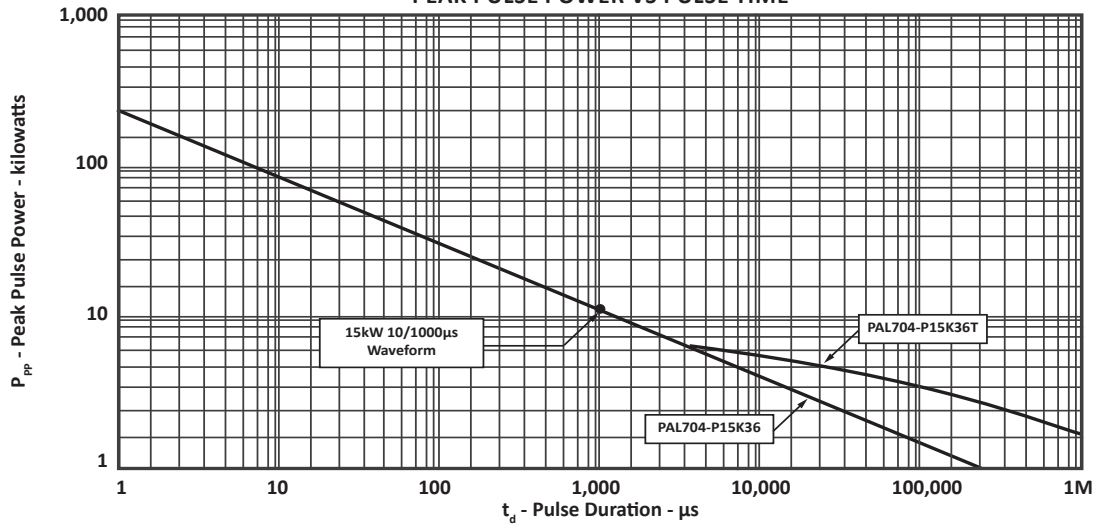


FIGURE 2
PULSE WAVEFORM

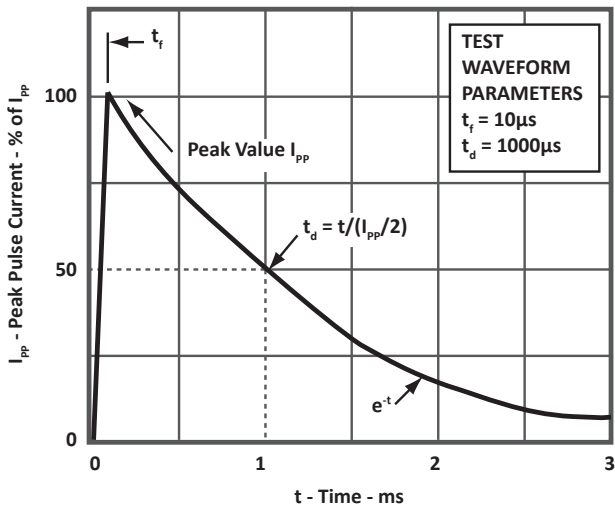
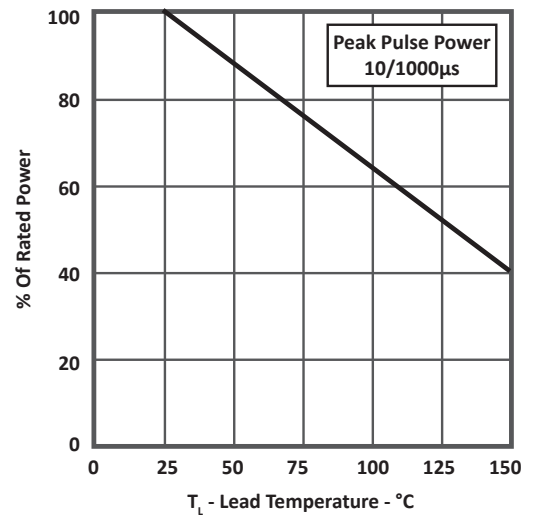


FIGURE 3
POWER DERATING CURVE



PACKAGE INFORMATION

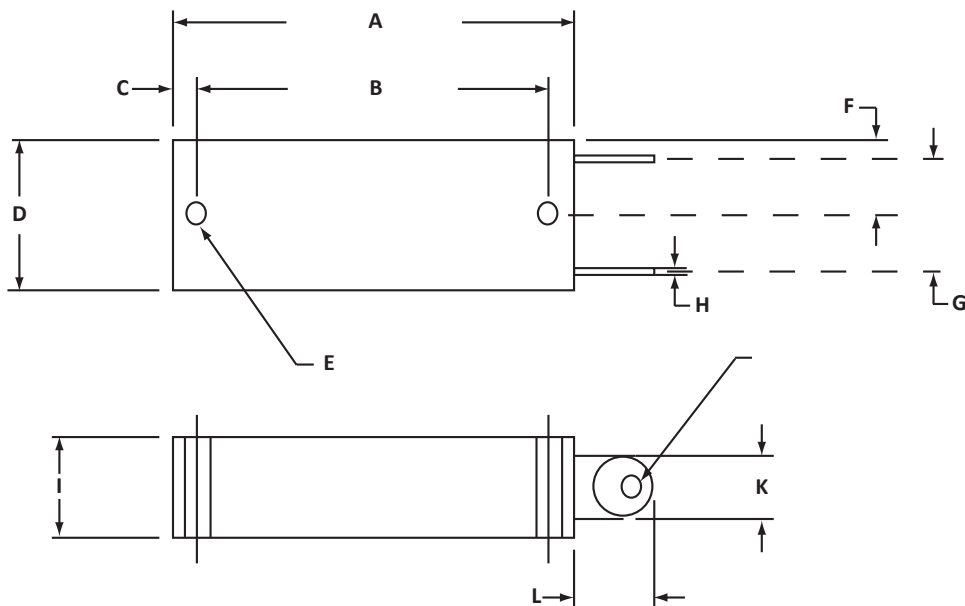
RTCA DO-160G COMPLIANT PRODUCT

704 OUTLINE DIMENSIONS

DIM	MILLIMETERS		INCHES	
	MIN	MAX	MIN	MAX
A	49.28	51.56	1.97	2.03
B	43.92	44.96	1.73	1.77
C	2.79	3.56	0.11	0.14
D	18.29	19.81	0.72	0.78
E	3.18 DIA		0.125 DIA	
F	8.76	10.29	0.345	0.405
G	13.51	15.04	0.532	0.592
H	0.66	0.71	0.026	0.028
I	11.94	13.46	0.47	0.53
J	2.41	2.92	0.095	0.115
K	7.70	8.20	0.303	0.323
L	9.40	10.92	0.37	0.43

NOTES

- Dimension "E" is nominal.



Note: Recommended torque value for mounting: less than 10 inch pounds

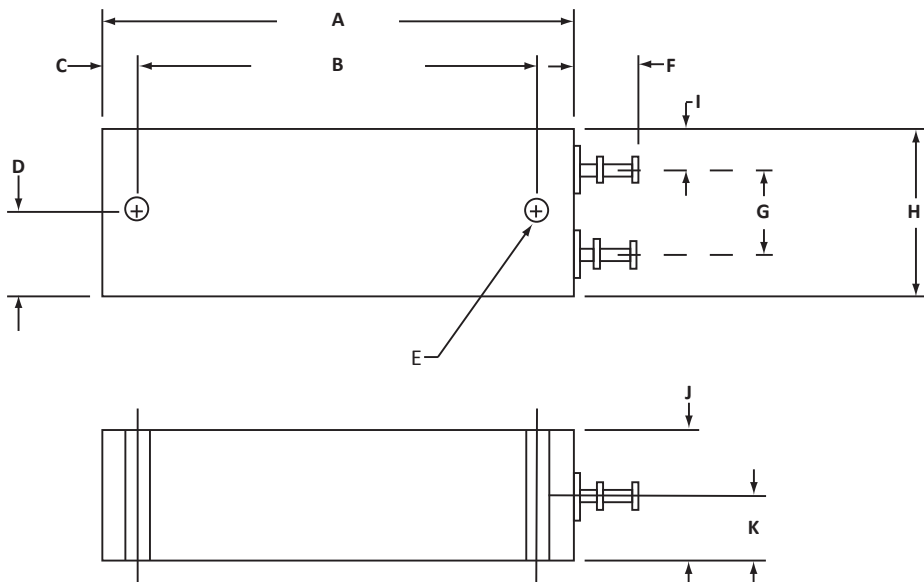
PACKAGE INFORMATION

RTCA DO-160G COMPLIANT PRODUCT

704T OUTLINE DIMENSIONS

DIM	MILLIMETERS		INCHES	
	MIN	MAX	MIN	MAX
A	62.74	64.26	2.47	2.53
B	53.34	54.48	2.10	2.145
C	4.32	5.33	0.17	0.21
D	10.54	12.07	0.415	0.475
E	3.18 DIA		0.125 DIA	
F	8.26	9.27	0.325	0.365
G	11.43		0.45	
H	21.84	23.37	0.86	0.92
I	5.59		0.22	
J	16.51	17.53	0.65	0.69
K	8.51		0.335	

NOTES
1. Dimensions "E", "G", "I" and "K" are nominal.



Note: Recommended torque value for mounting: less than 10 inch pounds

ORDERING INFORMATION

BASE PART NUMBER

PAL704-P15K36

PAL704-P15K36T

NOTES

1. Marking on Part - logo, date code, polarity dot (for positive terminal) and part number.

COMPANY PROFILE

In business more than 30 years, ProTek Devices™ is a privately held semiconductor company. The company offers a product line of overvoltage protection that include Transient Voltage Suppressor (TVS) Arrays, Steering Diode Array Hybrids, High-power Components and Modules, as well as Steering Diodes, EMI Filter/TVS Arrays and Thyristor Surge Suppressors. These components deliver circuit protection in electronic systems from numerous overvoltage events. They include lightning; electrostatic discharge (ESD); nuclear electromagnetic pulses (NEMP); inductive switching; and electromagnetic interference (EMI) / radio frequency interference (RFI). ProTek Devices is an ISO 9001 certified company.

CONTACT US**Corporate Headquarters**

2929 South Fair Lane
Tempe, Arizona 85282
USA

By Telephone

General: 602-431-8101
Sales: & Marketing: 602-414-5109
Customer Service: 602-414-5114
Product Technical Support: 602-414-5107

By Fax

General: 602-431-2288

By E-mail:

Asia Sales: asiasales@protekdevices.com
Europe Sales: europesales@protekdevices.com
U.S. Sales: ussales@protekdevices.com
Distributor Sales: distysales@protekdevices.com
Customer Service: service@protekdevices.com
Technical Support: support@protekdevices.com

Web

www.protekdevices.com

COPYRIGHT © ProTek Devices 2023 - This literature is subject to all applicable copyright laws and is not for resale in any manner.

SPECIFICATIONS: ProTek reserves the right to change the electrical and or mechanical characteristics described herein without notice.

DESIGN CHANGES: ProTek reserves the right to discontinue product lines without notice and that the final judgement concerning selection and specifications is the buyer's and that in furnishing engineering and technical assistance. ProTek assumes no responsibility with respect to the selection or specifications of such products. ProTek makes no warranty, representation or guarantee regarding the suitability of its products for any particular purpose, nor does ProTek assume any liability arising out of the application or use of any product or circuit and specifically disclaims any and all liability without limitation special, consequential or incidental damages.

LIFE SUPPORT POLICY: ProTek Devices products are not authorized for use in life support systems without written consent from the factory.